

Print and Verification, Secure and Straightforward All-in-one Solution




HSA A UNIQUE IMPRINT
SYSTEMS

Pack Handling Unit for Pharmaceutical Folded Cartons

PV650C

Key Benefits PV650C Pack Handling Unit

- Smooth and stable package handling system
- High quality print due to top-bottom synchronized transport guides
- The machine is prepared for printing on front and the back simultaneously (optional)
- Adjustable conveyor speed
- Integrated ejection control system
- Tool and format-free batch change
- Machine design in stainless steel and transparent polycarbonate
- Easy maintenance access to all machine parts via large top cover and removable back cover

HSAJET® Pack Handling Unit

The HSAJET® solution is a stand-alone pack handling system for marking applications on folded cartons.

The design of a continuous top-bottom belt conveyance system ensures accurate transport of products, providing optimal conditions for high quality printing. The use of qualified components allows fast integration into existing line equipment.

The basic machine is prepared for 2-side installation of the HSAJET® HP TIJ 2.5 printhead and camera.

Design,
print, verify
and control the
machine from one
interface

Turnkey Solution

The combination of the HSAJET® software and the pack handling machine results in a compact overall solution for trouble-free print and verification of a folded carton in a pharmaceutical production.

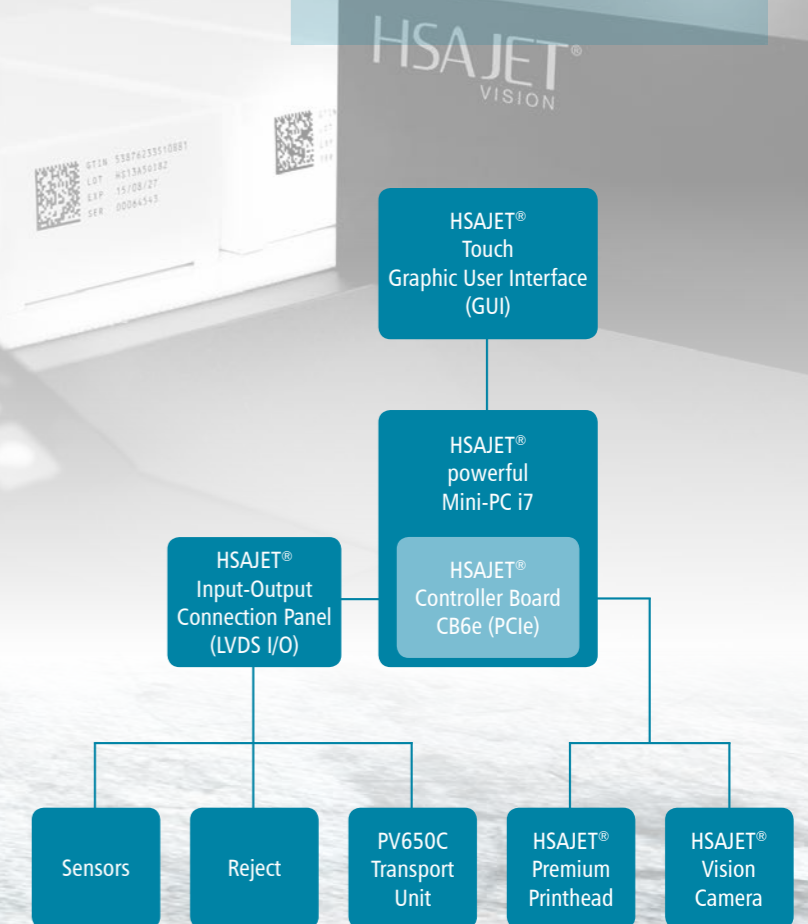
HSAJET® Print and Verification

The HSAJET® Print and Verification system is the control centre of the machine, utilizing a touch screen to provide design of jobs, control of print, verification and eject, and interfacing to other associated equipment.



Key Benefits HSAJET® Print & Verify System

- Complete machine controlled by HSAJET® software and hardware
- The unit enables the pharmaceutical company to comply with GAMP and 21 CFR part 11 and other regulatory requirements
- Print and verification in accordance with ISO15415 and ISO15416 and other industrial standards
- The most compact and maintenance friendly system in the market



Exterior Features

PV650C



Main power On/Off, Fuse and Main power connections are found on right side of the machine.



Safety switch will stop the machine if cover is opened during production.



Air inlet, as well as Up-stream/Down-stream connection is easily accessible

The Connection Panel is built into the cabinet. All in- and outputs are distributed internally and externally from here.



Beacon (optional)

User-friendly machine operation, printer and vision via one central 15" touch screen

Stainless steel cabinet with safety locker for controller

Height adjustable supports

Small footprint only 66 x 64 cm




Transparent top cover and safety guard.



Reject bin, with lock, for rejected items.



PC On, Emergency Stop and Reset buttons are placed on front of the machine.




Camera and printhead on common height adjustable bracket.



The top belt is height adjustable from 10 to 75 mm. Synchronized carton guide between top and bottom belts.



Vision Inspection Camera: Code verification and grading.



Tool and format-free batch change

Belt speed 60 m/min (standard speed)
Model for higher speeds available

Throughput +500 cartons/min
Throughput depends on product size and nature

Sideguide
sideways adjustment from 40 to 210 mm

Robust mounting base



Integrated ejection control system with eject verification sensor.



Accept verification sensor.



Blow-out Reject. The catch tray guides rejected cartons into the bin.



The software is designed to be intuitive for the operator, simplifying the task of handling a complete print and verification system



From the touch interface both print, vision and machine controlling are handled

Multi-lingual interface
Wizard-based job creation
Real-time production and verification status



SOFTWARE

A number of features have been included to provide a self-explanatory user interface

- Easy and intuitive system operation with wizard based job creation
- Automatic creation of human readable application identifiers
- Visual level of information kept to "what is necessary" for the operator
- Automatic preparation of vision control. No teaching needed
- Process control function for system proof

Machine control

The speed synchronisation between the top and bottom belts is done through the software and no manual settings are required.

Access control

The software is protected by a customizable user level access control, preventing unauthorized access. Double password protects sensitive functionalities.

Extensive access and logging for added security

Multi-level access control of unlimited number of users. System shut-down upon consecutive failed access attempts.

Job wizard

The wizard provides trouble-free creation of datamatrix codes that follow the GS1 structure.

Even complex jobs with multiple application identifiers are easily created. Human readable text is automatically created and positioned on the layout.

Job selection and execution

Print jobs are stored in a job library featuring a folder structure and "quick search" function for easy access. In production mode information on current status is provided by the software regularly.

Remote controlling via XML

Connection of databases for serialisation is an intuitive and trouble-free task. Our XML-based remote controlling protocol provides added flexibility for integration purposes, such as connection for track and trace solutions.

USER INTERFACE

Display

15" Touch monitor adjustable in X-Y-Z positions.

Software

HSAJET® multi-lingual software for Printing, Grading and HMI (PGH).

EXTENSIVE LOG

Full Audit Trail

The software features a full audit trail. All data related to the actual printing and verification is logged and time stamped.

- System events, such as emergency switch activation and safety doors being opened, are logged and time stamped

- All printed information is provided with quality grade and verification status
- Images of all rejected items are stored for later review
- Creation of jobs, operator intervention and any changes made in the software are logged and time stamped

SQL database

The logs are stored using the built-in SQL database for later review or proof. The data can be exported or printed. Access to all functions is protected by user level control.



The system is equipped with a top and bottom belt for smooth transport of the products. The two belts accurately keep the cartons in position to ensure a high print quality



IMPRINT

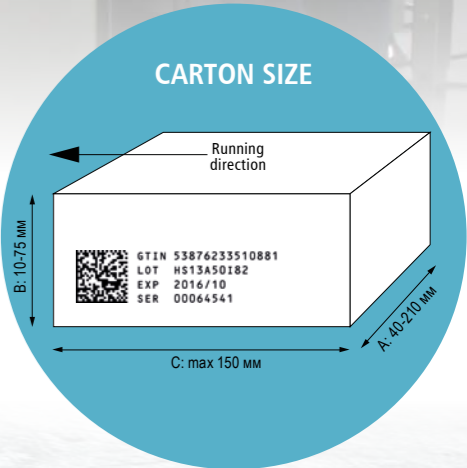
- Technology**
HSAJET® Premium printheads
HP TIJ 2.5 technology
- Print dimension**
Height up to 25.4 mm (1")
Length up to 145 mm (5.7")
- Print features**
1D code
2D code
Human readable
Date
Time
Counter
Bitmaps
Freely created text
Serialisation (via database connectivity)

PRINTING SYSTEM

- Technology**
HSAJET® Premium printheads
HP TIJ 2.5 technology
- Print height**
12.7-25.4 mm (½"-1") 1 or 2 pens
- Resolution**
Up to 600 dpi
- Print distance**
0.5-5.0 mm dependent on ink and speed, typically 0.5-2.0 mm (nozzle to print surface).
- Ink supply**
HP45 ink cartridges, dye and pigmented, water or solvent based inks.
- Printhead features, e.g.**
Purge and ink reset buttons.
LED indication for cartridge detection and low ink.
Cartridge detect switch.

- System controller**
Mini-PC cabinet
Intel® Core i7 processor
SSD hard drive for maximum processing power and reliability.
I/O LVDS connection panel

The printing features of the controller are provided by the HSAJET®, PCI Express based, CB6e card which acts as the interface between the controller, printhead, camera and the I/O connection panel.



PRODUCTION

- Print position**
Print on back
Print on front (optional)
- Carton size (max)**
A: 40-210 mm (leading edge)
B: 10-75 mm (height)
C: Max. 150 mm (printed side)

- Throughput**
300¹ units/min (average sized product)
480¹ units/min (special product size and machine configuration)

Precise position control
Synchronized top and bottom belts and sensors ensure that the exact position is known during the carton's travel along the conveyor.

If a carton is incorrectly positioned, the conveyor stops.

1) The actual throughput is dependent on the distance between products, and surface, stability and rigidity of the carton.



VERIFICATION & GRADING

Verification

Verification of printed text, 1D, 2D code.

Grading

Quality of 1D/2D code is determined with grade level between F and A (0-4).

Quality of Unicode text is determined with a font-based reference scheme and grade level between 0 and 100.

Qualification of printed items

In accordance with industrial standards, ISO/IEC 15415 and 15416.

Datamatrix standard

According to GS1 and ISO/IEC 16022

Barcode standard

PIATS code based on Code 128C according to ISO/IEC 15417

Text standard

OCR-B font (possible to use other fonts)

COMPLIANCE

GAMP

The system is made following the guidelines, enabling the customer to comply with GAMP.

21 CFR Part 11

The system is made following the guidelines, enabling the customer to comply with 21 CFR Part 11.



CONTROLS & SYSTEM MONITORING

System management

All settings and control of print, vision and machine interface are carried out via HSAJET® software.

Access control

User level access control with 6 user groups.

Unlimited number of users can be created.

Administrator managed access definition.

Time limited access definition with automatic expiry.

Interlocking

Queue control management with four sensors for carton location tracking.

Carton length verification.

Rejection verification.

Up-stream/down-stream verification (like cartonator and bundler).

Cartridge absent/present verification.

No-gap between boxes detection.

Warnings in software

A message will notify the user when an error or other incidents occurs such as;

Low ink level in cartridge(s).

Device not ready.

Cartridge not inserted.

Up-stream/down-stream not ready.

Top cover open.

Air pressure below required level (optional).

The system will automatically stop after multiple consecutive errors.

VISION SYSTEM

Camera

HSAJET® VS2

Resolution

1280 x 1024 px

Inspection area

55 x 45 mm standard

Light

Integrated light.

Shielding against stray light with diffuser for glossy substrates.



VALIDATION PACKAGE (optional)

DQ, IQ and OQ validation package available. The validation package is a generic series of documents and templates, which can be edited to meet specific customer requirements in following the GAMP guidelines.

The validation pack includes

- Design Qualification (DQ) with functional specification
- Installation Qualification (IQ)
- Operational Qualification (OQ) with template test schematics

COMPLIANCE

Protection class

IP54

Complies to

CE directives

MECHANICAL

Dimensions

Length: 664 mm

Width: 640 mm

Height: 1015 mm

Height adjust: ±50 mm

Working height

870 mm ±50 mm

Weight

90 kg (approx.)

Top and Bottom drives

Synchronised stepper motors

Belt dimensions

Bottom (length): 646 mm

Top (length): 360 mm

Width: 40 mm

Belt speed

5-60 m/min

Running direction

Left to right

Cabinet

Brushed stainless steel with key locked space for controller and reject bin.

Top cover

Transparent polycarbonate.

Cover equipped with safeguard switch to stop the machine if opened during production.

Brackets and Supports

Stainless steel.

Anodised aluminium.

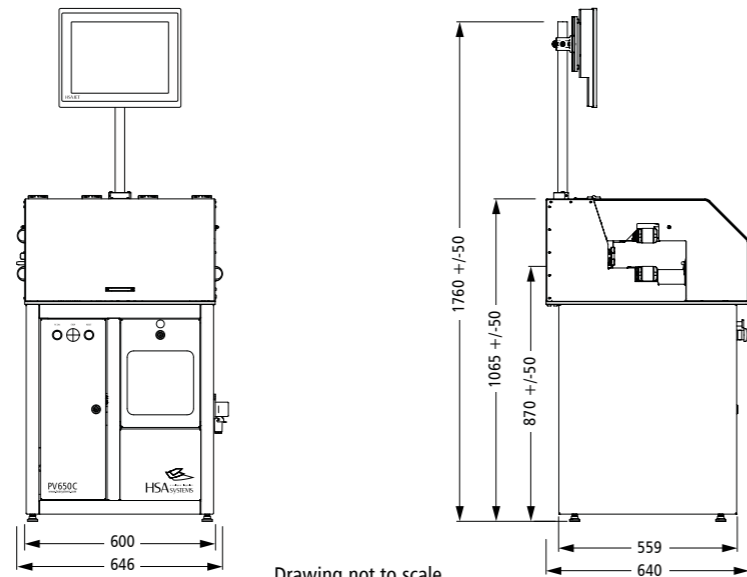
Printhead & Camera mountings

Integrated common height adjustable bracket for printhead and camera for correct positioning.

Mountkit for front mounting.

Format adjustment

Tool free adjustment. Reproducible by digital display at the spindle.



Drawing not to scale

ELECTRICAL

Electrical connection

Main switch (lockable)

Industrial power cable

Voltage (1 phase): 230 VAC 110 VAC

Frequency: 50 Hz 60 Hz

Power consumption: 690 W 690 W

Fuse: 3.0 A 6.0 A

Power backup

Uninterruptible Power Supply (UPS) for shutting down system properly in case of unexpected power disruption (optional).

Electrical panel

PC On, Emergency Stop and Reset buttons.

Emergency operation

Switch on front panel.

Hardware controlled emergency stop function.

PNEUMATIC

Air pressure

8 bar main supply (min 6 bar required).

Reject system

Air pressure blow-out for cartons up to 250 g.

Pneumatic push out device available for products >250 g (optional).

CONNECTIONS

External connections

Main power

Air pressure

Upstream/Downstream machine control signals for interaction with other machines.

Product position sensors

for print, camera, reject and accept

Omron E3Z-LS83-2M (3 pcs)

Omron E3Z-T81 (1 pc)

Input / Output

I/O Connection Panel (LVDS) with 40 inputs and 32 outputs.

Verification log file

Error log file

System log file

ACCESSORIES & OPTIONS

Beacon

3-colour beacon for display of current status.

Front print kit

Kit for mounting of printhead and camera on operator's side.

Pneumatic reject

Push out device.

2D Datamatrix

Compared to Barcodes, this is a 2-dimensional matrix code made from black and white modules. The code is typically used for pharmaceutical cartons. Compared to conventional barcodes, the density of information is much higher.

FDA

United States Food and Drug Administration.

CFR 21 part 11

Part of the Title 21 of the code of Federal Regulations where the United States Food and Drug Administration (FDA) describes how to handle electronic documents so they will be considered valid when submitted to the Food and Drug Administration.

DPI

When talking about inkjet, the word DPI is often used as a synonym for resolution. The DPI is Dots per Inch, representing how many dots of ink are being provided within a given area.

ECC200

One of the most common versions of how to code a Datamatrix, providing a high degree of error correction.

ePedigree

System created by the FDA, for providing information about pharmaceutical products through the supply chain. Part of the ePedigree is that individual cartons are being serialised with unique data.

FMD

The EU Directive on Falsified Medicines Act (FMD) is the European method for preventing falsified drugs entering the supply chains. Part of the FMD is a unique traceable serialisation of individual pharmaceutical cartons.

GAMP

GAMP is an acronym of Good Automated Manufacturing Practice. This is a set of guide lines and procedures that helps ensure that pharmaceutical products have the required quality. One of the core principles of GAMP is that quality cannot be determined from a batch of products but must be built into each stage of the manufacturing process.

GS1

GS1 is an international not-for-profit association with members in over 100 countries. The GS1 system of standards is the most widely used supply chain standards system in the world. It is used to identify the purpose and nature of barcode content.

GTIN

The GTIN is the acronym for Global Trade Item Number. GTIN can be used by a company to uniquely identify all of its trade items. GTIN defines trade items as products or services that are priced, ordered or invoiced at any point in the supply chain.

HMI

HMI is the Human Machine Interface. This is the interface between the operator and the controller.

Identifier

Within the GS1 system, a digit is used as identifier for identifying the type of content of the data which follows. This way, electronic systems can tell apart a product number (GTIN) from an expiry date or a serial number. The identifier system is strictly defined by the GS1 organisations.

IEC

International Standards and Conformity Assessment for all electrical, electronic and related technologies.

ISO

International Organization for Standardization. ISO International Standards ensure that products and services are safe, reliable and of good quality. For business, they are strategic tools that reduce costs by minimizing waste and errors, and increasing productivity. They help companies to access new markets, level the playing field for developing countries and facilitate free and fair global trade.

Linear barcodes

A barcode is a machine-readable representation of data. Typically, a barcode is comprised from a number of vertical lines with a specific distance between each line. The thickness of the lines varies. Linear barcodes are often referred to as 1D codes, as they can only be read across the lines.

PIATS

This is the Chinese equivalent to the European FMD. PIATS is short for Product Identification and Tracking System, and requires pharmaceutical cartons to be serialised.

PIC/S

Pharmaceutical Inspection Co-operation Scheme.

RFID

Radio Frequency Identification is a method for wireless reception of data from an RFID tag. This is typically used for automated data capture and tracking of a product.

TIJ 2.5

Term for Thermal Inkjet 2.5 developed by Hewlett-Packard.

All-in-one Solution



DISTRIBUTOR:



HSA SYSTEMS
A UNIQUE IMPRINT

HSA Systems (head offices)
DENMARK | SKOVUNDE +45 4494 0222 | ODENSE +45 6610 3401

HSA Systems (subsidiary offices)
FRANCE +33 1 4815 5050 | GERMANY +49 5257 938 6777

www.hsasystems.com | mail@hsasystems.com