

# HSAJET® Print Controller Board

PREMIUM CB6e

Premium controller board for use  
with the new series of printheads  
utilizing HP TIJ 2.5 technology

## HSAJET® printer controller boards for HP Thermal InkJet 2.5 technology

The Premium CB6e controller board is the latest addition to our range of dependable controllers for our HP TIJ 2.5 printheads.

### Up to 8" print height per board

The CB6e board is based on PCI express and can control up to 4" of print height. For additional print height, a plug-board can be connected to increase the print height by an additional 4", providing a total print height of 8" via one controller board.

### Controllers built on CB6e

We deliver the CB6e in an office-style PC (OPC), specially configured to match printing requirements. Ask for our PC recommendations if the CB6e is to be used for integration purposes.

If a less space demanding solution is required, the Mini-PC with an i7 processor is available (max 8 pens). For installation into rack mounts etc., a rack-style PC is also available.

Our standard PC's are delivered with the Windows 10 operating system and OBJ InkDraw printing software.

### HSAJET® software


CB6e solutions are controlled by our software versions specially designed for coding/marketing and pharmaceutical applications. The intuitive software has all the features required, including a database connection.

### Pen assignment

All data is available to each pen. This makes it easy to assign or change the assignment of which data the individual pen should print. With this new software it is not necessary to switch cables, which is the common way of assigning data to the individual pen.

### Queue control

Up to 16 messages can be printed simultaneously (from sensor to last pen). Prints are correctly queued on start and stop when printing from a database.



### Powerful solution

The combination of hardware and software provides a powerful printing solution for integrated and turnkey applications.

### Premium series

In addition to the CB6e board, the Premium series consists of the Premium MiniTouch, the Premium TIPC15 and the essential Premium printheads.

### Premium printhead

The centrepiece innovation of the Premium series is the hard anodised aluminium Premium printhead.

The CrN treated aluminium footplate of the printhead has a wear resistant surface with high conductivity and low friction. Ink cartridges are easy to replace and are held in the correct position without the use of a latch. Read more about the Premium printheads in separate flyer.

### Print at breakthrough speeds of up to 300 m/min (984 ft/min) in 300 x 150 DPI

- GRAPHICS
- COUNTERS
- SHIFT CODES
- VARIABLE TEXT
- FIXED TEXT
- 1D & 2D CODES\*
- DATE & TIME (REAL-TIME & ADJUSTED)
- WINDOWS FONTS

\* For information on specific barcodes please go to [www.hsasystems.com](http://www.hsasystems.com)

# Technical Details



## HP SAJET® PREMIUM CB6e PRINT CONTROLLER BOARD

### Technology

HP TIJ 2.5

### Print height

2": CB6e

4": CB6e + crypto key

6": CB6e + crypto key + plug-board

8": CB6e + crypto key + plug-board

### Printheads

HP SAJET® Premium printheads (see flyer)

### Print distance

0.5-5.0 mm depending on ink and speed, typically 0.5-2.0 mm (nozzle to print surface)

### Voltage

PC: AT-connector 5V and 12V DC

### Design software

OBJ InkDraw (with limitations)

Print & Verification (with PGH system)

Mail InkDraw (with limitations)

### Software menu language

English (multiple languages)

### Print functions, e.g.

Database printing (SQL - Txt - Access)

User prompt

User defined print log

Error log

### Print options

Variable DPI

Left/Right, Upside-down

Other side, Inverted

### Layout options

Object rotation in 90 deg intervals

Link field content

Works with mm/inch/point/pixel

Unlimited number of objects

### Remote controlling via protocol

Start/stop print job

Change field content per print

Change print preferences/parameters

### Interface

Printhead connections (2x RJ45)

Camera connections (3x RJ45)

I/O Panel connection (1x RJ45)

Direct I/O connections (2x10 and 2x16)

### Signals

14 digital inputs / 12 digital outputs\*

Check content/reject signal (option)

\*) Dependent on software version

### Complies with

CE directives


### Accessories

- Premium printheads (see other flyer)
- Distributor box
- Sensor and encoder
- I/O-Encoder mountkit
- Office PC, Mini-PC or Rack PC

Vertical resolution (DPI)	Horizontal resolution 75-2400 DPI (variable)** speed examples (m/min)			
	75 DPI	300 DPI	600 DPI	2400 DPI
600 DPI	304	76	38	10
300 DPI high speed	608	152	76	19
300 DPI (row A)	304	76	38	10
300 DPI (row B)	304	76	38	10

\*\*\*) Dependent on controller and software

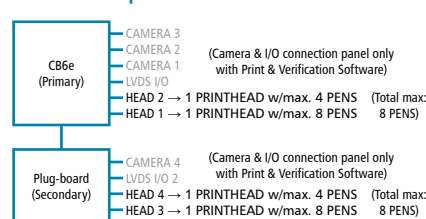
Specifications	CB6e	CB6e Plug
Max print height	101.6 mm / 4"	101.6 / 4"
Weight (excl. cable)	0.138 kg	0.082 kg
Dim (LxWxH) mm	159x122x20	113x78x20



Distributor box

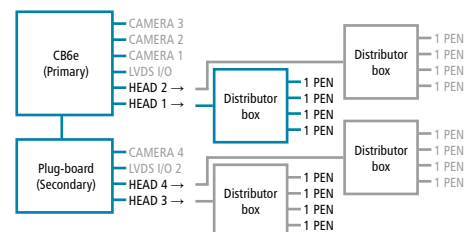


### Standard & Optional Connections



Refer to manual for details.

### Example of printhead connections using Distributor box (refer to Manual for further info)



CHECK OUR WEBSITE FOR THE LATEST VERSION OF THIS DATASHEET

DISTRIBUTOR:



**HSA** A UNIQUE IMPRINT  
SYSTEMS

HSA Systems (head offices)

DENMARK | SKOVLUUNDE +45 4494 0222 | ODENSE +45 6610 3401

HSA Systems (subsidiary offices)

FRANCE +33 1 4815 5050 | GERMANY +49 5257 938 6777

[www.hsasystems.com](http://www.hsasystems.com) | [mail@hsasystems.com](mailto:mail@hsasystems.com)